

tala®

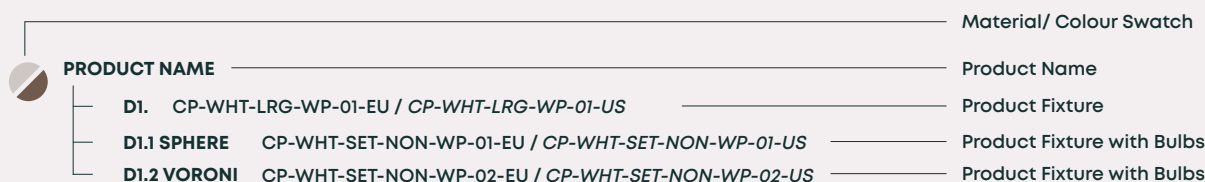
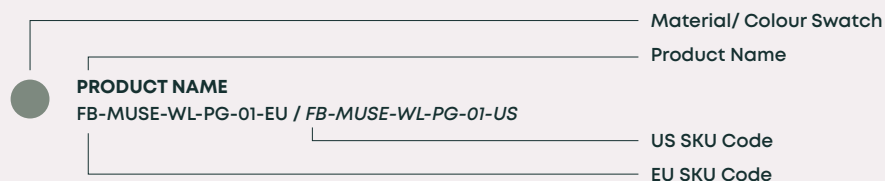
CATALOGUE

2022/23

Contents

About		Knuckle	
About Tala	3	Knuckle Table Lamps	69
LED overview	5	Knuckle Pendants	73
Tala Professionals	7		
The Muse		Pendants	
Solid Brass	9	Plug in Pendants	77
Farrow & Ball	13	Pendants	79
The Muse Wall Light	21		
Accessories	23	Triple Pendants	81
		Nine Pendants	87
Kilter	25	Light Bulbs	95
		Voronoi Range	97
Alumina		Sphere Range	99
Alumina Pendants	31	Porcelain Range	101
Alumina Lamp	37	Light Bulbs	103
		Technical Light Sources	105
Poise	41	Partnerships	109
Lochan	45	Inspiration	111
Basalt	49	Range Overview	113
Single Pendant			
Triple Pendant			
Nine Pendant			
David Weeks for Tala	55		
Echo	59		
Reflection	63		

Product SKU Code Guide





LIGHT TO LIVE BY

We create high-quality, sustainable LED lights for homes, offices and every space in between. Lights people can be proud to switch on because they look great, lift the soul and are gentle on the planet.



THE CREATORS OF BEAUTIFUL, SUSTAINABLE LIGHTING.

Tala was founded in 2015 by Josh, Max and William. Three university friends who believed great design was the fastest way to a low-carbon planet. Since then, we've become one of the leading lights in design-led, sustainable lighting.

A team of engineers, designers and low-carbon pioneers, proud to be creating lights that are gentle on the planet, make homes look great and make life feel brighter.



We push the boundaries of design x technology

Our LED bulbs are built with performance and impact in mind.

With every product we design, we're driving our industry closer to a low carbon future.

We draw inspiration from nature

Tapping into 4.5 billion years of research and development as a platform for creativity and innovation.

We build sustainability into every product

Low energy is good. Low carbon and low impact is better. Circularity and repairability are the future.

We collaborate

Working with like-minded folk brings an energy we thrive on. We work with others who believe in the positive power of sustainable lighting. We're the preferred LED light-source supplier for some of the most celebrated lighting brands worldwide.

We choose suppliers with integrity

We choose responsibly sourced, recyclable materials like aluminium and hardwoods. We avoid plastic at all costs.

DESIGN-LED LIGHTS FOR A BRIGHTER FUTURE.

We're supporting the move to low-carbon. One light at a time.

- Tala LED bulbs use 90% less energy than incandescent equivalents
- Tala LED light sources have a lifespan of between 15,000–30,000 hours, or approx. 5–10 years in a residential environment
- By using Tala LED bulbs rather than incandescent or halogen equivalents, users can prevent significant amounts of CO₂ from entering the atmosphere. Moreover, the efficiency and longevity of Tala bulbs will help to reduce energy bills and lower the users' carbon footprint
- Tala fixtures use responsibly sourced and recyclable materials, such as hardwoods and aluminium



AMAZING PRODUCTIONS AND FRAMPTON & BALDING



As designers we naturally want to create the best looking lights on the planet, but that's just half the story.

Through every product we make, we want to use the power of design to show how brilliant low-carbon living can be. The low-energy revolution is happening. We're proud to be leading the charge.



[#AtHomeWithTala](#)

We encourage our customers to share photos of their Tala lights.




TALA PROFESSIONALS

A growing online resource for our professional customers, we provide access to our latest product inventory, exclusive downloads and order insights with automatic trade discounts.

Complete with a special 'Tala Toolbox', you can tour our library of assets and resources without needing to request them, and if you can't find what you're looking for, we have a dedicated team of Sales experts who can help you get what you need.




Contract

We work directly with world-class lighting designers and architects to install Tala lights on landmark projects in the residential, commercial and hospitality categories.

-  Peruse our curated inspiration pages to spark ideas or showcase to clients
-  Read our project case studies to see how architects and designers have used Tala
-  Download 3D models to design with Tala for your next project


Retail

Tala products are sold in some of the most desirable retail locations in the world, with stunning displays and POD opportunities to make you stand out from the crowd.

-  Simple and easy access to our photography library
-  Dedicated account management
-  View and access order history

Partnerships

We partner with leading brands and makers to design, engineer and manufacture high-quality, high-performance LED light bulbs.

-  Access our Product Development team
-  Quality management and detailed supplier warranty
-  Navigate international compliance and testing
-  Tailored demand and logistics planning

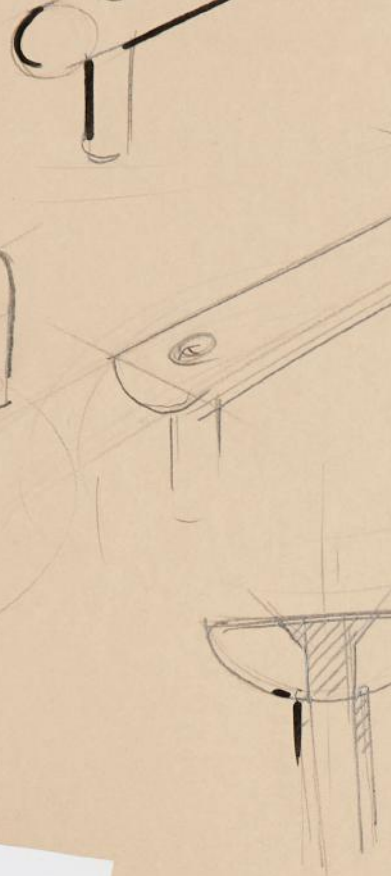
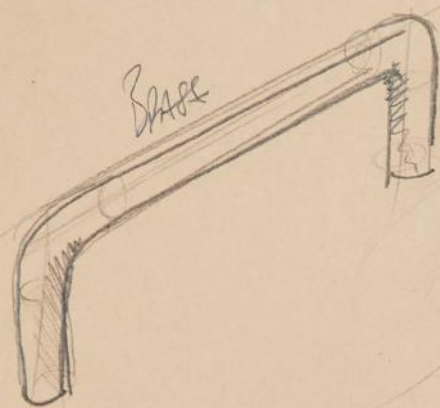


DISCOVER OUR TOOLBOX ON THE PROFESSIONALS SITE.

Scan the code

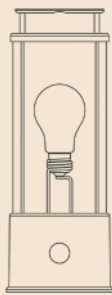






THE MUSE

Special Edition



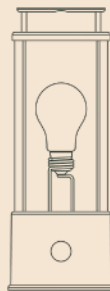
THE MUSE

Ø 135mm / 5 3/8"
2500g / 5.51lb



PG 11

Portable



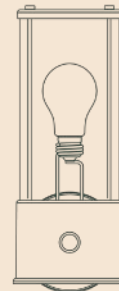
THE MUSE

Ø 135mm / 5 3/8"
1800g / 3.97lb



PG 13

Wall Light



THE MUSE WALL LIGHT

Ø 150mm / 5 7/8"
1700g / 3.75lb



PG 21

The Muse recalls the promise and grandeur of the British pleasure garden to create a timeless portable light for the home or on the move.

The Muse range has now been extended to include a special edition in solid brass, as well as a wall light collection.



THE MUSE IN SOLID BRASS

The Muse in Solid Brass is a special edition of the original portable lamp design.

Celebrating the beauty of raw materials, the lamp is made from cast solid brass which is hand-polished to achieve the luxury finish. Its considerable weight lends a further air of luxury.

The first version of The Muse to be made without Farrow & Ball's custom colours, this edition references the signature brass finish found in other Tala fixtures, while creating something wholly unique.



THE MUSE - SOLID BRASS
MUSE-PBL-SB-01



**+ Special
edition**



TALA X FARROW & BALL

The Muse is a collaboration between two pioneering and sustainable British brands, mixing exclusive Farrow & Ball colours with Tala lighting technology.

The Muse recalls the promise and grandeur of the British pleasure garden to create timeless lighting solutions for the home, outdoors, or on the move.

tala |



“Just like the Muse itself, the colours have been designed to stand the test of time and to feel instantly at home wherever you set them down.”

- CHARLOTTE COSBY, HEAD OF CREATIVE AT FARROW & BALL



tala



THE MUSE

The most advanced portable LED lamp on the market, The Muse has a battery life of up to 24 hours and delivers a warm dimmable light throw no matter the weather.

- Tala's first truly portable lamp
- Exclusive Farrow & Ball colourways
- IP44 rated – built for the British outdoors
- Classic lantern aesthetic
- Cordless long-life battery (up to 24hrs)
- Custom solid brass dimmer with knurled texture
- Dim to Warm LED light
- Repairable for longer life and less waste
- USB-C + Wireless charging
- IP44 wet-rated for outdoor use
- Replaceable Tala bulb and battery pack
- Borosilicate glass, Aluminium shell and solid Brass hardware
- CRI 97 LED light



- **THE MUSE - PLEASURE GARDEN GREEN**
FB-MUSE-PBL-PG-01
- **THE MUSE - CANDLENUT WHITE**
FB-MUSE-PBL-CW-01
- **THE MUSE - HACKLES BLACK**
FB-MUSE-PBL-HB-01
- **THE MUSE - POMONA RED**
FB-MUSE-PBL-PR-01



**+ IP44
rated**


● THE MUSE - HACKLES BLACK
FB-MUSE-PBL-HB-01

“Electronic waste is a huge problem for the planet, so our design is built for repairability and avoids plastic at all costs.”

- JOSHUA WARD, CO-FOUNDER OF TALA

THE MUSE



 **THE MUSE - PLEASURE GARDEN GREEN**
FB-MUSE-PBL-PG-01

Available in four bespoke colours by Farrow & Ball, this exceptional light is designed with sustainability in mind, combining energy-efficient LED technology with premium, repairable materials.

THE MUSE



○ THE MUSE - CANDLENUT WHITE
FB-MUSE-PBL-CW-01



● THE MUSE - HACKLES BLACK
FB-MUSE-PBL-HB-01

THE MUSE



● THE MUSE - POMONA RED
FB-MUSE-PBL-PR-01

THE MUSE



THE MUSE WALL LIGHT

An extension of the portable lamp series, The Muse Wall Light continues the aesthetic theme and recalls the sconce-style light fixtures synonymous with the 18th and 19th Centuries.



The Dim to Warm behaviour of the bulb can be controlled via the rotary dimmer dial on the face of the lamp, or by switching to wall control upon installation.

- IP44 wet-rated – suitable for outdoors and bathrooms
- Replaceable custom LED bulb
- Dim to Warm technology
- Cast aluminium housing and solid brass detailing
- Dimmable using the knurled brass dial, or from a centralised system (configurable upon setup)
- Four custom Farrow & Ball colourways

- **THE MUSE WALL LIGHT - PLEASURE GARDEN GREEN**
FB-MUSE-WL-PG-01-EU / FB-MUSE-WL-PG-01-US
- **THE MUSE WALL LIGHT - CANDLENUT WHITE**
FB-MUSE-WL-CW-01-EU / FB-MUSE-WL-CW-01-US
- **THE MUSE WALL LIGHT - HACKLES BLACK**
FB-MUSE-WL-HB-01-EU / FB-MUSE-WL-HB-01-US
- **THE MUSE WALL LIGHT - POMONA RED**
FB-MUSE-WL-PR-01-EU / FB-MUSE-WL-PR-01-US




ACCESSORIES



- A. THE MUSE CANVAS BAG ACC-BAG-MUSE-01 B. THE MUSE WIRELESS CHARGER ACC-WC-BLK-01
C. THE MUSE REPLACEMENT BULB (PORTABLE) MUSE-A60-6W-2000-2800K-E27-MP-12V
D. THE MUSE REPLACEMENT BULB (WALL LIGHT) ACC-MUSE-BULB-02 E. THE MUSE REPLACEMENT BATTERY REP-MUSE-BTY-01 F. THE MUSE REPLACEMENT GLASS REP-MUSE-GLS-01



THE MUSE CANVAS BAG
ACC-BAG-MUSE-01



KILTER

Large

Small



2200K

2700K

2200K

2700K

Ø 107mm / 4 3/8"
480g / 1.06lb

Ø 107 mm / 4 3/8"
480g / 1.06lb

Ø 107 mm / 4 3/8"
480g / 1.06lb

Ø 107 mm / 4 3/8"
480g / 1.06lb





PG 27

PG 27

PG 27

PG 27





KILTER

Named in reference to the delicate confluence of the linear light source and central pivoting fixture.

The Kilter Wall Light fixture is available in White and Dark Grey enamel finishes, while the Kilter bulb is Tala's first entry into S14d-style light sources, available in 500mm and

640mm sizes, as well as 2200K and 2700K.

IP44 wet-rated – ideal as a bath bar or vanity light, and for outdoor use.

- **KILTER - WHITE - 500MM - 2200K**
KLT-WL-SET-500-2200K-WT-01-EU /
KLT-WL-SET-500-2200K-WT-01-US
- **KILTER - WHITE - 640MM - 2200K**
KLT-WL-SET-640-2200K-WT-01-EU /
KLT-WL-SET-640-2200K-WT-01-US
- **KILTER - WHITE - 500MM - 2700K**
KLT-WL-SET-500-2700K-WT-01-EU /
KLT-WL-SET-500-2700K-WT-01-US
- **KILTER - WHITE - 640MM - 2700K**
KLT-WL-SET-640-2700K-WT-01-EU /
KLT-WL-SET-640-2700K-WT-01-US

- **KILTER - DARK GREY - 500MM - 2200K**
KLT-WL-SET-500-2200K-DG-01-EU /
KLT-WL-SET-500-2200K-DG-01-US
- **KILTER - DARK GREY - 640MM - 2200K**
KLT-WL-SET-640-2200K-DG-01-EU /
KLT-WL-SET-640-2200K-DG-01-US
- **KILTER - DARK GREY - 500MM - 2700K**
KLT-WL-SET-500-2700K-DG-01-EU /
KLT-WL-SET-500-2700K-DG-01-US
- **KILTER - DARK GREY - 640MM - 2700K**
KLT-WL-SET-640-2700K-DG-01-EU /
KLT-WL-SET-640-2700K-DG-01-US



ALUMINA

Pendants

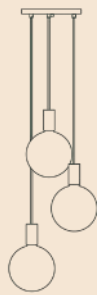


SINGLE PENDANT

Ø 80mm / 5 1/8"
550g / 1.21lb



PG 31

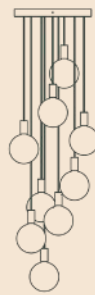


TRIPLE PENDANT

Ø 250 mm / 9 7/8"
2200g / 4.85lb



PG 31



NINE PENDANT

Ø 508mm / 20"
-kg / -oz



PG 31

Table/ Wall



ALUMINA LAMP

Ø 220mm / 8 5/8"
766g / 1.69lb



PG 37

An expression of light and colour, Alumina takes inspiration from Bauhaus design principals - less is more. Including a multifunctional lamp and pendant light solutions.



ALUMINA PENDANTS

An extension of the Alumina Lamp series released in November 2020, the Alumina Pendants also draw inspiration from the White City in Tel Aviv.

For the pendant edition, the five colourways of the Lamp series were narrowed down to the popular and versatile 'Chalk' finish, referencing most closely the classic curved design and white surface finish of the architecture.

- Built from lightweight aluminium
- Complete with textured chalk white powder-coat finish
- Grey and white speckled braided cable
- Designed with a concealed neck to sit flush to the custom Sphere V bulb
- Available in Single, Triple and Nine Pendant configurations
- Also available as a standalone fixtures
- Ideal in minimal or bold interior settings



ALUMINA SINGLE PENDANT - CHALK
SPHR-V-SET-ALM-01-EU / SPHR-V-SET-ALM-01-US



ALUMINA TRIPLE PENDANT - CHALK
CP-CHK-SET-TRI-ALM-01-EU / CP-CHK-SET-TRI-ALM-01-US



ALUMINA NINE PENDANT - CHALK
CP-CHK-SET-NON-ALM-01-EU / CP-CHK-SET-NON-ALM-01-US





“We combined a soft chalky texture with clean geometry to highlight the delicate relationship between bulb and pendant.”

- DANIEL CARPENTER, SENIOR DESIGNER



Shaped from a solid cylinder of aluminium, the bold form is balanced by the modest, chalk-white finish, enabling it to be displayed in minimal spaces or with striking colour schemes.

Designed with a concealed neck to showcase the form of the new Sphere V bulb and its in-built Dim to Warm technology.



○ **ALUMINA SINGLE PENDANT - CHALK**
SPHR-V-SET-ALM-01-EU /
SPHR-V-SET-ALM-01-US



○ **ALUMINA TRIPLE PENDANT - CHALK**
CP-CHK-SET-TRI-ALM-01-EU / CP-CHK-SET-TRI-ALM-01-US

ALUMINA



○ ALUMINA NINE PENDANT - CHALK
CP-CHK-SET-NON-ALM-01-EU /
CP-CHK-SET-NON-ALM-01-US



ALUMINA LAMP

This modern and multifunctional lamp offers certainty for uncertain spaces. Suitable for use as a table or wall light, the Dim to Warm characteristics of the bulb and the tactile nature of the lamp gives this the edge in any interior.


- Plug-in and portable
- Made from lightweight aluminium
- Five colour options
- Functional as a table or wall light
- Bauhaus-inspired aesthetic
- Lamps come pre-packed with Sphere IV bulb
- Integrated full range dimmer
- 3m/9.8ft cable length

- **ALUMINA LAMP - CHARCOAL**
ALM-SPHR-IV-CHR-TBL-01-EU / ALM-SPHR-IV-CHR-TBL-01-US
- **ALUMINA LAMP - CHALK**
ALM-SPHR-IV-CHK-TBL-01-EU / ALM-SPHR-IV-CHK-TBL-01-US
- **ALUMINA LAMP - SAGE**
ALM-SPHR-IV-SGE-TBL-01-EU / ALM-SPHR-IV-SGE-TBL-01-US
- **ALUMINA LAMP - BLOSSOM**
ALM-SPHR-IV-BLS-TBL-01-EU / ALM-SPHR-IV-BLS-TBL-01-US
- **ALUMINA LAMP - SAPPHIRE**
ALM-SPHR-IV-SAP-TBL-01-EU / ALM-SPHR-IV-SAP-TBL-01-US

ALUMINA



+ Wall mountable



ALUMINA LAMP - SAGE
ALM-SPHR-IV-SGE-TBL-01-EU / ALM-SPHR-IV-S

Alumina is made from lightweight aluminium, which has excellent recyclability potential and is one of earth's most abundant metals.



SGE-TBL-01-US

Catering for the modern dweller, we adapted the design to allow users to fix their lamp to the wall.

In doing so, it offers a multitude of uses and the ability to display Alumina throughout an interior space.

- Easy installation
- No need for hard wiring
- Perfect for accenting a room



● POISE ADJUSTABLE FLOOR LAMP
GRAP-FL-01-EU / GRAP-FL-01-US

POISE

Floor Lamp



POISE

Ø 234mm / 9 3/8"
5000g / 11.02lb



PG 43

POISE



POISE

Featuring an integrated full range dimmer to extract the maximum performance from the mouth-blown Sphere V LED bulb, custom-made for this light feature.

- Adjustable, telescopic column with central tightening clutch
- Minimum height of 1245mm to maximum height of 1700mm
- Base and stem made from black powder coated steel
- Available with Brass or Graphite detailing on neck, clutch and base
- Integrated, full-range dimmer on stem
- Includes the new Sphere V LED bulb (G200) – our largest Dim to Warm bulb to date
- High performance Dim to Warm technology
- 3m/9.8ft of black braided cable and EU-UK plug adapter

● **POISE ADJUSTABLE FLOOR LAMP - BRASS**
BRAS-FL-01-EU / BRAS-FL-01-US

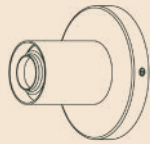
● **POISE ADJUSTABLE FLOOR LAMP - GRAPHITE**
GRAP-FL-01-EU / GRAP-FL-01-US





LOCHAN

Wall Light



LOCHAN

Ø 110mm / 4 3/8"

325g / 0.72lb



PG 47




LOCHAN

An inviting, omni-directional light fixture, Lochan has been carefully constructed for an IP44 rating, making it suitable for installation in wet rooms and the outdoors.

The understated design is intended to celebrate the form of the light bulb, while the material choice and rugged finish guarantees visual consistency over many years of use.

- Suitable for mounting on walls and ceilings
- Wet rated for indoor and outdoor use
- Ideal for illuminating bathroom vanity mirrors
- Made from moisture-resistant anodized Aluminium
- Available in brushed Brass and Graphite finishes
- Recommended bulb pairing with Sphere III and Oval
- Simple installation

- **LOCHAN WALL LIGHT - BRASS**
LOCH-BRAS-WL-01-EU / LOCH-BRAS-WL-01-US
- **LOCHAN WALL LIGHT - GRAPHITE**
LOCH-GRAP-WL-01-EU / LOCH-GRAP-WL-01-US






BASALT

Pendants



SINGLE PENDANT

Ø 130mm / 5 1/8"
988g 958g
/ 2.18lb / 2.11lb




PG 51



TRIPLE PENDANT

Ø 250mm / 9 7/8"
1921g 1891g
/ 4.24lb / 4.17lb



PG 51



NINE PENDANT

Ø 508mm / 20"
11751g 10940g
/ 25.91lb / 24.12lb



PG 51



+ Designed to evoke nature's magnitude

BASALT

Drawing from millions of years of organic construction, the Basalt range references the shape found in the thousands of extruded basalt columns that make up the Giant's Causeway in Northern Ireland.

Through expertly crafted Brass and Stainless Steel, together with mouth-blown borosilicate glass, Basalt achieves a truly unique aesthetic to accompany its arcane origin story.

- Crafted from sand casted Brass and lost-wax casted Stainless Steel
- Translucent mouth-blown borosilicate glass
- Consistent colour rendering of more than CRI 90
- Black and grey braided cable
- Subtle Tala logo detail on the pendant

- **BASALT SINGLE PENDANT - BRASS**
BSALT-I-SET-SGL-PD-01-EU / BSALT-I-SET-SGL-PD-01-US
- **BASALT TRIPLE PENDANT - BRASS**
BSALT-I-SET-TRI-PD-01-EU / BSALT-I-SET-TRI-PD-01-US
- **BASALT NINE PENDANT - BRASS**
CP-BLK-LRG-BS-01-EU / CP-BLK-LRG-BS-01-US
- **BASALT SINGLE PENDANT - STAINLESS STEEL**
BSALT-I-SET-SGL-PD-02-EU / BSALT-I-SET-SGL-PD-02-US
- **BASALT TRIPLE PENDANT - STAINLESS STEEL**
BSALT-I-SET-TRI-PD-02-EU / BSALT-I-SET-TRI-PD-02-US
- **BASALT NINE PENDANT - STAINLESS STEEL**
CP-BLK-LRG-BS-02-EU / CP-BLK-LRG-BS-02-US





● **BASALT TRIPLE PENDANT - BRASS**
BSALT-I-SET-TRI-PD-01-EU / BSALT-I-SET-TRI-PD-01-US



● **BASALT NINE PENDANT - BRASS**
CP-BLK-LRG-BS-01-EU / CP-BLK-LRG-BS-01-US

● **BASALT TRIPLE PENDANT - STAINLESS STEEL**
BSALT-I-SET-TRI-PD-02-EU / BSALT-I-SET-TRI-PD-02-US

BASALT



BASALT TRIPLE PENDANT - BRASS
BSALT-I-SET-TRI-PD-01-EU / BSALT-I-SET-TRI-PD-01-US



PHOTO CREDIT RACHEL LEINER

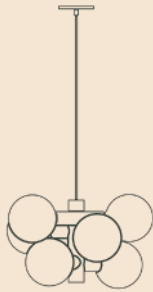
DAVID WEEKS FOR TALA

For our seminal international design collaboration, we have conjured a series of lighting concepts with legendary New York designer, David Weeks.

Known as the 'godfather of New York lighting design', David Weeks's minimalist visual language articulates an ongoing, and open-ended, dialogue between material and form. Together with our London-based design team, this collaboration marries New York modernism with British ingenuity, casting our most celebrated bulbs in a whole new light.

ECHO

Chandelier



ECHO

Ø 490 mm / 19 3/8"
4200g / 9.26lb



PG 59

Floor Lamp



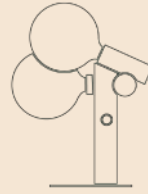
ECHO

Ø 470 mm / 18.5"
13000g / 28.66lb



PG 59

Table Lamp



ECHO

Ø 340 mm / 13 3/8"
3250g / 7.17lb



PG 59

REFLECTION

Table Lamp



ENNO

Ø 150mm / 5 7/8"
2000g / 4.41lb



PG 63



NOMA

Ø 160mm / 6 3/8"
2000g / 4.41lb



PG 63

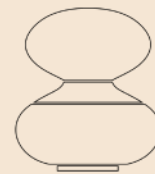


OBLO

Ø 160mm / 6 3/8"
2000g / 4.41lb



PG 63



OVAL

Ø 190mm / 7 1/2"
2500g / 5.51lb



PG 63



ECHO

Echo is all about structure and form. Inspired by our Sphere IV bulbs, the Echo range is notable for its strong, angular steel framing. Featuring a Table and Floor lamp, plus a dramatic and elegant Chandelier, this range will soon sit amongst the very best lighting designs.

- Refined tubular steel structure
- Custom rotary dimmer
- Dim to Warm technology
- Echo products come pre-packed with Sphere IV bulbs

- **ECHO TABLE LAMP**
DWS-ECHO-TBL-01-EU / DWS-ECHO-TBL-01-US
- **ECHO FLOOR LAMP**
DWS-ECHO-FL-01-EU / DWS-ECHO-FL-01-US
- **ECHO CHANDELIER**
DWS-ECHO-CDL-01-EU / DWS-ECHO-CDL-01-US



ECHO CHANDELIER
DWS-ECHO-CDL-01-EU / DWS-ECHO-CDL-01-US

“Asymmetry is achieved by working backward, starting at the end. We decide where we want the bulbs to go and then solve the problem of getting them there.”

– DAVID WEEKS



ECHO FLOOR LAMP
DWS-ECHO-FL-01-EU / DWS-ECHO-FL-01-US

ECHO



ECHO TABLE LAMP

DWS-ECHO-TBL-01-EU / DWS-ECHO-TBL-01-US

**Individually crafted by hand,
portraying time-honoured skills
and natural materials.**



REFLECTION

Offering a playful take on some of Tala's most recognised bulbs, the Reflection range promotes premium materials and thoughtful design to spark new life into established forms.

- Sourced from the world's premium porcelain materials
- Slip cast and twice fired to achieve the reflective glaze
- Lamps pre-packed with bulb
- 3m/9.8ft white braided cable with in-line dimmer switch



- **REFLECTION ENNO TABLE LAMP**
DWS-ENNO-TBL-01-EU / *DWS-ENNO-TBL-01-US*
- **REFLECTION NOMA TABLE LAMP**
DWS-NOMA-TBL-01-EU / *DWS-NOMA-TBL-01-US*
- **REFLECTION OBLO TABLE LAMP**
DWS-OBLO-TBL-01-EU / *DWS-OBLO-TBL-01-US*
- **REFLECTION OVAL TABLE LAMP**
DWS-OVAL-TBL-01-EU / *DWS-OVAL-TBL-01-US*

**+ Hand
crafted**



REFLECTION OVAL TABLE LAMP
DWS-OVAL-TBL-01-EU / DWS-OVAL-TBL-01-US

REFLECTION



REFLECTION OBLO TABLE LAMP

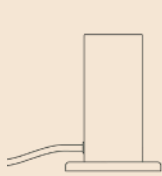
DWS-OBLO-TBL-01-EU / DWS-OBLO-TBL-01-US



KNUCKLE

Table Lamp

Pendants



FIXTURE

KNUCKLE

Ø 85mm / 3 3/8"
from 635g / 1.40lb

Ø 50mm / 2"
350g / 0.77lb



PG 69

PG 73

The Knuckle range epitomises Tala's design ethos, aesthetic and ambition. Through their simple and honest designs, they celebrate the form and function of the light bulb while honouring the natural materials from which they are made.

See page 81 for
Triple Oak and
Walnut Pendants

See page 87 for
Nine Oak and
Walnut Pendants

KNUCKLE



KNUCKLE TABLE LAMPS

Designed to achieve instant atmosphere through their custom dimmers, the Knuckle Table Lamps come paired with the Voronoi I and Sphere IV bulbs, or as individual portables.

Accented by brass and gun metal bases, they can suit a variety of situations and spaces.

- Crafted by hand from pure hardwoods
- Plug-in nature and a dimming range of <5-100%
- Available in three finishes: Oak, Walnut and Blackened Oak
- Lamps available pre-packed with Voronoi I and Sphere IV bulbs, or as individual fixtures
- 3m/9.8ft black braided cable with in-line dimmer switch



KNUCKLE TABLE LAMP - OAK
OAK-KT-01-EU / OAK-KT-01-US

- **SPHERE IV** OAK-SPHR-IV-KT-01-EU / OAK-SPHR-IV-KT-01-US
- **VORONOI I** OAK-VORN-I-KT-01-EU / OAK-VORN-I-KT-01-US



KNUCKLE TABLE LAMP - WALNUT
WALT-KT-01-EU / WALT-KT-01-US

- **SPHERE IV** WALT-SPHR-IV-KT-01-EU / WALT-SPHR-IV-KT-01-US
- **VORONOI I** WALT-VORN-I-KT-01-EU / WALT-VORN-I-KT-01-US



KNUCKLE TABLE LAMP WITH - BLACKENED OAK
BLOAK-KT-01-EU / BLOAK-KT-01-US

- **SPHERE IV** BLOAK-SPHR-IV-KT-01-EU / BLOAK-SPHR-IV-KT-01-US
- **VORONOI I** BLOAK-VORN-I-KT-01-EU / BLOAK-VORN-I-KT-01-US



● **KNUCKLE TABLE LAMP WITH VORONOI I**
- BLACKENED OAK
BLOAK-VORN-I-KT-01-EU /
BLOAK-VORN-I-KT-01-US



● **KNUCKLE TABLE LAMP - OAK**
OAK-KT-01-EU / OAK-KT-01-US
—
OVAL LED BULB
OVAL-6W-2700K-E27-MP /
OVAL-6W-2000-2800K-E26-MP-120V



**KNUCKLE TABLE LAMP WITH
VORONOI I - OAK**
OAK-VORN-I-KT-01-EU /
OAK-VORN-I-KT-01-US



KNUCKLE PENDANTS

The elegant hardwood Knuckle Pendants are brimming with character and durability.

Designed to celebrate their constituent materials with a unique, elegant form, they complements a variety of bulb types and interiors.

Accented by brass and gun metal bases, they can suit a variety of situations and spaces.

- E27/E26 base cap fitting
- 3m/9.8ft cable length
- Available in Oak and Walnut finishes
- Brass detailing on cap and ceiling rose

● **KNUCKLE PENDANT - OAK**
OAK-KP-02 / OAK-KP-02-US

● **KNUCKLE PENDANT - WALNUT**
WALT-KP-02 / WALT-KP-02-US

KNUCKLE



KNUCKLE PENDANT - WALNUT

WALT-KP-02 / WALT-KP-02-US



PENDANTS

Plug In

Pendant



PENDANT

PENDANT

Ø 40 cm / 1 5/8"
690g 550g
/ 1.52lb / 1.21lb

Ø 40 cm / 1 5/8"
410g 300g
/ 0.90lb / 0.66lb



PG 77

PG 79

See page 81 for
Triple Pendants

See page 87 for
Nine Pendants



PLUG IN PENDANTS

Designed to suit a range of spaces and needs, the Plug-In Pendant requires no hard-wiring or drastic design alterations – simply plug-in and play.

Available in Brass and Graphite finishes, the accompanying wall brackets allow users to curate and control the cable to create their desired light display.

- E27/E26 base cap fitting
- In-line dimmer and UK or US plug fitted to cable
- 6m/19.7 ft cable length
- Complete with two custom brass wall/ceiling brackets
- Available in Brass and Graphite finishes

- **PLUG-IN PENDANT - BRASS**
BRAS-PAP-01-EU / BRAS-PAP-01-US
- **PLUG-IN PENDANT - GRAPHITE**
GRAP-PAP-01-EU / GRAP-PAP-01-US







PENDANTS

Our signature pendants are defined by their minimalist aesthetic and uncomplicated form, designed specifically to showcase and celebrate the light bulb.

Made from turned brass and anodised aluminium, each pendant is fitted with black braided cable and a subtle ceiling rose, detailed with brass and graphite colour grips to adjust the cable length to suit.

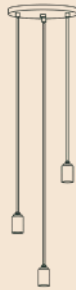
- E27/E26 base cap fitting
- CE and UL certified
- 3m/9.8ft black braided cable
- Available in Brass and Graphite finishes

- **BRASS PENDANT**
BRAS-PD-02 / BRAS-PD-02-US
- **GRAPHITE PENDANT**
GRAP-PD-01 / GRAP-PD-01-US



TRIPLE PENDANTS

Canopies



BLACK FINISH

Ø 250mm / 9 7/8"
from 1387g / 3.06lb



PG 83

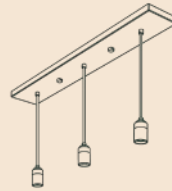


WHITE FINISH

Ø 250 mm / 9 7/8"
from 1387g / 3.06lb



PG 83



LINEAR WHITE FINISH

Ø 800 mm / 31 1/8"
from 3000g / 6.61lb



PG 83



TRIPLE PENDANTS

From the high-end to the mid-range, our Triple Pendants cater for specifiers and homeowners of all backgrounds, budgets and expectations.

The simple installation, adjustable cable length and multiple canopy options make this an ideal lighting solution for the modern interior.

- Pre-assembled with Brass, Graphite, Oak and Walnut pendants
- Complete with 3m/9.8ft black braided cable, adjustable to suit any space
- Triple Pendant canopies are available in circular and linear formations
- Fine material finish and detailing
- Perfectly suited for kitchen islands and dining tables
- Available as standalone fixtures or pre-paired with Voronoi II or Sphere IV LED bulbs



DOWNLOAD INSTALLATION
AND DISPLAY GUIDES.

Scan the code





TRIPLE PENDANT

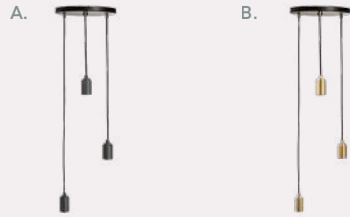
Black

White

Canopy Style



Canopy Fixture



Canopy Set



Linear



Black Canopy



A. GRAPHITE TRIPLE PENDANT

- A1. SPHERE CP-BLK-SET-TRI-GP-01-EU / CP-BLK-SET-TRI-GP-01-US
- A2. VORONI CP-BLK-SET-TRI-GP-02-US / CP-BLK-SET-TRI-GP-02-US



B. BRASS TRIPLE PENDANT

- B1. SPHERE CP-BLK-SET-TRI-BP-01-EU / CP-BLK-SET-TRI-BP-01-US
- B2. VORONI CP-BLK-SET-TRI-BP-02-US / CP-BLK-SET-TRI-BP-02-US



C. OAK TRIPLE PENDANT

- C1. SPHERE CP-BLK-SET-TRI-OP-01-EU / CP-BLK-SET-TRI-OP-01-US
- C2. VORONI CP-BLK-SET-TRI-OP-02-US / CP-BLK-SET-TRI-OP-02-US



D. WALNUT TRIPLE PENDANT

- D1. SPHERE CP-BLK-SET-TRI-WP-01-EU / CP-BLK-SET-TRI-WP-01-US
- D2. VORONI CP-BLK-SET-TRI-WP-02-US / CP-BLK-SET-TRI-WP-02-US

White Canopy



E. GRAPHITE TRIPLE PENDANT

- E1. SPHERE CP-WHT-SET-TRI-GP-01-EU / CP-WHT-SET-TRI-GP-01-US
- E2. VORONI CP-WHT-SET-TRI-GP-02-US / CP-WHT-SET-TRI-GP-02-US



F. BRASS TRIPLE PENDANT

- F1. SPHERE CP-WHT-SET-TRI-BP-01-EU / CP-WHT-SET-TRI-BP-01-US



G. OAK TRIPLE PENDANT

- G1. SPHERE CP-WHT-SET-TRI-OP-01-EU / CP-WHT-SET-TRI-OP-01-US
- G2. VORONI CP-WHT-SET-TRI-OP-02-US / CP-WHT-SET-TRI-OP-02-US



H. WALNUT TRIPLE PENDANT

- H1. SPHERE CP-WHT-SET-TRI-WP-01-EU / CP-WHT-SET-TRI-WP-01-US
- H2. VORONI CP-WHT-SET-TRI-WP-02-US / CP-WHT-SET-TRI-WP-02-US

Linear Canopy



I. PLEASURE GARDEN GREEN

- I1. SPHERE LP-WHT-SET-BP-01-EU / LP-WHT-SET-BP-01-US
- I2. VORONI LP-WHT-SET-BP-02-EU / LP-WHT-SET-BP-02-US



NINE PENDANTS



GRAPHITE

Ø 508.00mm / 20"
from 1387g / 3.06lb



PG 89



BRASS

Ø 508.00mm / 20"
from 1387g / 3.06lb



PG 89



OAK

Ø 508.00mm / 20"
from 1387g / 3.06lb



PG 89



WALNUT

Ø 508.00mm / 20"
from 1387g / 3.06lb



PG 89



NINE PENDANTS

This dramatic and decorative light fixture combines nine signature Tala pendants and bulbs, all housed in a large ceiling canopy.

Designed to create maximum impact with minimum fuss, the Nine Pendant is ideally suited to illuminate stairwells, hallways and entrance spaces.

- Pre-assembled with Brass, Graphite, Oak and Walnut pendants
- Complete with 5m/16.4ft black braided cable, adjustable to suit any space
- Large Canopy plate is available in Oak, Walnut, Brass and Black Ash finishes
- Available as standalone fixtures or pre-paired with Voronoi II or Sphere IV LED bulbs



DOWNLOAD INSTALLATION
AND DISPLAY GUIDES.

Scan the code





White Canopy Style



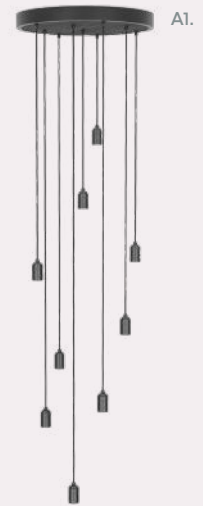
*Reverse Oak and Walnut plates for an alternative White painted finish (pictured)

Black

Canopy Style



Canopy Fixture



Canopy Set



A. GRAPHITE NINE PENDANT

- **A1.** CP-BLK-LRG-GP-01-EU / CP-BLK-LRG-GP-01-US
- **A1.1 SPHERE** CP-BLK-SET-NON-GP-01-EU / CP-BLK-SET-NON-GP-01-US
- **A1.2 VORONI** CP-BLK-SET-NON-GP-02-EU / CP-BLK-SET-NON-GP-02-US



B. BRASS NINE PENDANT

- **B1.** CP-WHT-LRG-BP-01-EU / CP-WHT-LRG-BP-01-US
- **B1.1 SPHERE** CP-WHT-SET-NON-BP-01-EU / CP-WHT-SET-NON-BP-01-US
- **B1.2 VORONI** CP-WHT-SET-NON-BP-02-EU / CP-WHT-SET-NON-BP-02-US



C. OAK NINE PENDANT

- **C1.** CP-WHT-LRG-OP-01-EU / CP-WHT-LRG-OP-01-US
- **C1.1 SPHERE** CP-WHT-SET-NON-OP-01-EU / CP-WHT-SET-NON-OP-01-US
- **C1.2** CP-WHT-SET-NON-OP-02-EU / CP-WHT-SET-NON-OP-02-US



D. WALNUT NINE PENDANT


- **D1.** CP-WHT-LRG-WP-01-EU / CP-WHT-LRG-WP-01-US
- **D1.1 SPHERE** CP-WHT-SET-NON-WP-01-EU / CP-WHT-SET-NON-WP-01-US
- **D1.2 VORONI** CP-WHT-SET-NON-WP-02-EU / CP-WHT-SET-NON-WP-02-US

NINE PENDANTS

Brass

Oak*

Walnut*





**The light bulb is
the protagonist.**



THE LIGHT BULB

Light is a kind of energy. As part of the electromagnetic spectrum, it is a primary tool for perceiving the world and communicating within it.

We see every product and every story through the prism of the light bulb. It is the first consideration and the last.

Save money and time

Use less energy and spend less time replacing bulbs

Experience smooth dimming to <5%

We are pursuing perfection in Dim to Warm technology

Unique shapes and stories

Our most popular bulbs are hand-assembled using mouth blown glass

Prevent carbon emissions

Each Tala bulb can prevent the emission of 0.3 metric tonnes of carbon

Achieve true colour representation


We consistently achieve CRI 95

Produce less waste

We celebrate the retrofittable bulb, so no fixtures need to go to landfill with integrated electronics

LIGHT BULBS

Voronoi



I

Ø 126 mm / 5"
160g / 0.35lb

PG 97

II

Ø 171 mm / 6 7/8"
250g / 0.55lb

PG 97

III

Ø 195 mm / 7 7/8"
355g / 0.78lb

PG 97

Sphere



I

Ø 50 mm / 2"
from 18g / 0.04lb

PG 100

II

Ø 175 mm / 3"
59g / 0.13lb

PG 100

III

Ø 100 mm / 3 7/8"
122g / 0.27lb

PG 100

IV

Ø 150 mm / 5 7/8"
196g / 0.43lb

PG 100

V

Ø 200 mm / 7 7/8"
250g / 0.55lb

PG 100

Porcelain



I

Ø 45 mm / 1 7/8"
15g / 0.03lb

PG 101

II

Ø 80 mm / 3 1/8"
45g / 0.1lb

PG 101

III

Ø 125 mm / 4 7/8"
89g / 0.2lb

PG 101

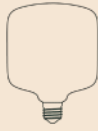
Named Porcelain



ENNO

Ø 133 mm / 5 3/8"
155g / 0.34lb

PG 101



OBLO

Ø 125 mm / 4 7/8"
170g / 0.37lb

PG 101



NOMA

Ø 142 mm / 5 5/8"
170g / 0.37lb

PG 101



OVAL

Ø 160 mm / 6 3/8"
165g / 0.36lb

PG 101

Other Bulbs



GAIA

Ø 125 mm / 4 7/8"
90g / 0.2lb

PG 103



ELVA

Ø 96 mm / 3 3/8"
70g / 0.15lb

PG 103



PLUTO

Ø 45 mm / 1 7/8"
16g / 0.04lb

PG 103



**PORCELAIN III
MIRRORED**

Ø 80 mm / 3 1/8"
120g / 0.26lb

PG 103



CANDLE

Ø 35 mm / 1 3/8"
15g / 0.03lb

PG 103



**CANDLE -
MATT WHITE**

Ø 35 mm / 1 3/8"
15g / 0.03lb

PG 103



GLOBE

Ø 60 mm / 2 3/8"
31g / 0.07lb

PG 103



GLOBE - MATT WHITE

Ø 60 mm / 2 3/8"
31g / 0.07lb

PG 103



PYGMY

Ø 28 mm / 1 1/8"
12g / 0.03lb

PG 103



SQUIRREL CAGE

Ø 62 mm / 2 3/8"
52g / 0.11lb

PG 103



LURA

Ø 38 mm / 1 1/2"
30g / 0.07lb

PG 103



TOTEM

Ø 26 mm / 1"
14g / 0.03lb

PG 103



VORONOI

Designed to push the design of the light bulb to its limits, the Voronoi range is Tala's most recognisable and celebrated light source family.

Taking inspiration from the intricate patterns found in nature, the three Voronoi bulbs are an iconic feature of our lighting collection.

- Mouth-blown glass
- Hand-assembled LED filaments
- No two bulbs the same
- Original patented design

- VORONOI I**
VORN-I-2W-2200K-E27-T / VORN-I-2W-2200K-E26-T-120V
- VORONOI II**
VORN-II-3W-2200K-E27-T / VORN-II-3W-2200K-E26-T-120V
- VORONOI III**
VORN-III-5W-2200K-E27-T-02 / VORN-III-5W-2200K-E26-T-120V-02







SPHERE

Available in five distinct sizes – 50mm, 75mm, 100mm, 150mm and 200mm - the Sphere family of bulbs will provide a perfect lighting solution for almost any fixture.

Ranging between 4.6 and 8 Watts, and achieving 250-680 Lumens, these bulbs provide smooth and strong light output, with limited energy use.

Dimming from warm light in the morning to cool light in the afternoon helps you attune to your daily activities.

As night closes in, dim down to warm light again to relax into the evening.

- SPHERE I**
 SPHR-G50-4W-2000/2800K-E14-MP / SPHR-G50-4W-2000/2800K-E12-MP-120V
 SPHR-G50-4W-2000/2800K-E27-MP / SPHR-G50-4W-2000/2800K-E26-MP-120V
- SPHERE II**
 SPHR-G75-6W-2000/2800K-E27-MP / SPHR-G75-6W-2000/2800K-E26-MP-120V
- SPHERE III**
 SPHR-G150-8W-2000/2800K-E27-MP / SPHR-G150-8W-2000/2800K-E26-MP-120V
- SPHERE IV**
 SPHR-G150-8W-2000/2800K-E27-MP / SPHR-G150-8W-2000/2800K-E26-MP-120V
- SPHERE V**
 SPHR-G200-8W-2000/2800K-E27-MP / SPHR-G200-8W-2000/2800K-E26-MP-120V



PORCELAIN

The Porcelain range is centred around four distinct shapes based on primary geometries.

Individually mouth-blown from borosilicate glass, each matte white bulb creates a striking silhouette when turned off, and a soft and serene light when turned on.

- Mouth-blown borosilicate glass
- Distinctive shapes
- Matte white finish
- High lumen output

- **PORCELAIN I**
PORC-I-3W-2700K-E14-MP / PORC-I-3W-2700K-E12-MP-120V
- **PORCELAIN II**
PORC-II-6W-2700K-E27-MP / PORC-II-6W-2700K-E26-MP-120V
- **PORCELAIN III**
PORC-III-6W-2700K-E27-MP / PORC-III-6W-2700K-E26-MP-120V

- **ENNO**
ENNO-6W-2700K-E27-MP / ENNO-6W-2700K-E26-MP-120V
- **OBLO**
OBLO-6W-2700K-E27-MP / OBLO-6W-2700K-E26-MP-120V
- **NOMA**
NOMA-6W-2700K-E27-MP / NOMA-6W-2700K-E26-MP-120V
- **OVAL**
OVAL-6W-2700K-E27-MP / OVAL-6W-2700K-E26-MP-120V

PORCELAIN



LIGHT BULBS



GAIA 6 WATT
GAIA 6 WATT GAIA-6W-2200K-E27-T / GAIA-6W-2200K-E26-T-120V

LIGHT BULBS



A. GAIA 6 WATT GAIA-6W-2200K-E27-T / GAIA-6W-2200K-E26-T-120V **B. ELVA 6 WATT** ELVA-6W-2200K-E27-NT / ELVA-6W-2200K-E26-NT-120V **C. PLUTO 3 WATT** GLOB-6W-2500K-E27-NT / ELVA-6W-2200K-E26-NT-120V **D. PORCELAIN III MIRRORED** PORC-7W-2700K-E27-MM **E. CANDLE 4 WATT - MATTE WHITE** CAND-4W-2700K-E14-MP **F. CANDLE 4 WATT** CAND-4W-2500K-E14-NT/ CAND-4W-2500K-E12-NT-120V **G. GLOBE 6 WATT** GLOB-6W-2500K-E27-NT / GLOB-6W-2500K-E26-NT-120V **H. GLOBE 6 WATT - MATTE WHITE** GLOB-6W-2700K-E27-MP **I. PYGMY 2 WATT** PYGM-2W-2200K-E14-T **J. SQUIRREL CAGE 3 WATT** SQCG-3W-2200K-E27-T / SQCG-3W-2200K-E26-T-120V **K. LURRA 3 WATT** LURA-3W-2200K-E27-T / LURA-3W-2200K-E26-T-120V **L. TOTEM I 3 WATT** TOTM-I-3W-2200K-E14-T / TOTM-I-3W-2200K-E12-T-120V



TECHNICAL



LIGHT ENGINE I

Ø 30mm / 1 1/8"
62g / 0.14lb

PG 105



LIGHT ENGINE II

Ø 44 mm / 1 3/8"
181g / 0.40lb

PG 105



LIGHT ENGINE III

Ø 44 mm / 1 3/8"
259.00g / 0.57lb

PG 105



GU10

Ø 18 mm / 3/8"
18g / 0.04lb

PG 105



G9

Ø 50 mm / 2"
63g / 0.14lb

PG 105



+ Engineered for perfection

TECHNICAL LIGHT SOURCES

Drawing on the engineering excellence that defines Tala's core offering, the Light Engine range, as well as the GU10 and G9 light sources, represent the pinnacle of technical LED light sources.

- Light Engines offer high power Dim to Warm light at CRI 95
- G9 and GU10 provide gallery grade lighting at CRI 97, R9 90-97
- GU10 offers Dim to Warm light at 2200-2800K
- All dimmable and exhibit <5% flicker
- Suitable for enclosed fixtures

● **LIGHT ENGINE I**
T30-11W-2200/2700K-E14-SMD

● **LIGHT ENGINE II**
T45-22W-2200/2700K-E27-SMD

● **LIGHT ENGINE III**
T45-32W-2200/2700K-E27-SMD

● **G9**
G9-4W-2700K-RA97-230V / G9-4W-2700K-RA97-120V

● **GU10**
GU10-7W-2000-2800K-38DEG-RA97



PIEDRA COLLECTION BY L'AVIVA HOME, FEATURING TALA PORCELAIN II BULB

PARTNERSHIPS

We are the preferred LED light source supplier for some of the most celebrated lighting brands worldwide.

Catering for a wide and wonderful variety of fixtures, we tailor technical specifications to match your exacting requirements, guiding you through every step of the design and manufacturing process.

MUUTO **ClassiCon** Tom Raffield **vitra.**

WORKSTEAD



OKA

PORTA ROMANA

SPARK & BELL **GUBI**



FLOS



Do you have a project you would like to discuss?

Email us at partnerships@tala.co.uk to begin your journey with Tala.

PARTNERSHIPS



HELIOS CORD PENDANT BY WORKSTEAD WITH SPHERE IV BULB



OSLO WHITE ASH DOUBLE TABLE LAMP BY LIGHTS OF LONDON WITH SPHERE III BULB



POTTERY COLLECTION BY LUMINAIRE AUTHENTIK WITH SPHERE II AND OBLO BULBS



BLACK LOMM FLOOR LAMP BY STUDIO HARAN WITH OVAL BULB





INSPIRATION

With over three million customers worldwide, there are a myriad of ways our lights have been displayed: from dramatic hallways and dining rooms to designer stores, bedrooms, breweries and barn conversions.

INSPIRATION

▼ CUSTOM LIGHT DISPLAY AT SCOTCH MALT WHISKY SOCIETY, EDINBURGH
VORN-II-3W-2200K-E27-T / VORN-II-3W-2200K-E26-T-120V



PHOTO CREDIT MIKE WILKINSON



INSPIRATION



▲ THE BANK PROJECT BY FRAMPTON & BALDING IN CORNWALL, UK
CP-WHT-SET-NON-WP-02-EU /
CP-WHT-SET-NON-WP-02-US



ZAHİ AL HAMRA MALL IN AL JAZIRAH AL HAMRA, BY BABNIMNIM DESIGN STUDIO IN KUWAIT

▼ OBLO-6W-2700K-E27-MP / OBLO-6W-2000-2800K-E26-MP-120V



▼ **CO-SPACE IN STEVENAGE, UK**
OVAL-6W-2700K-E27-MP /
OVAL-6W-2000-2800K-E26-MP-120V
BRAS-PD-02 / BRAS-PD-02-US



▼ **QUEERCIRCLE HEADQUARTERS IN LONDON, UK.**
DWS-NOMA-TBL-01-EU / DWS-ENNO-TBL-01-US
DWS-ENNO-TBL-01-EU / DWS-NOMA-TBL-01-US





▲ **WIPER AND TRUE BREWERY AND TAPROOM IN BRISTOL, UK**
 VORN-I-2W-2200K-E27-T / VORN-I-2W-2200K-E26-T-120V
 VORN-II-3W-2200K-E27-T / VORN-II-3W-2200K-E26-T-120V
 VORN-III-5W-2200K-E27-T-02 / VORN-III-5W-2200K-E26-T-120V-02
 GAIA-6W-2200K-E27-T / GAIA-6W-2200K-E26-T-120V

▶ **THE HIDE BRIDAL CABIN AT CHALK IN WILTSHIRE, UK.**

CP-WHT-SET-TRI-BP-02-EU / CP-WHT-SET-TRI-BP-02-US



PHOTO CREDIT STUART DUDLESTON



PHOTO CREDIT CHRIS SNOOK

▲ RIDGEWAY HOUSE RENOVATION BY AMY REBECCA INTERIORS AND SCOTT & SAMPSON ARCHITECTS.

CP-BLK-SET-NON-GP-02-EU / CP-BLK-SET-NON-GP-02-US



▶ RIDGEWAY HOUSE RENOVATION BY AMY REBECCA INTERIORS AND SCOTT & SAMPSON ARCHITECTS.

VORN-II-3W-2200K-E27-T /
VORN-II-3W-2200K-E26-T-120V
BRAS-PD-02 / BRAS-PD-02-US





◀ **PROPERTY RENOVATION BY EMIL EVE ARCHITECTS IN LONDON, UK.**

PORC-III-6W-2700K-E27-MP /
PORC-III-6W-2700K-E26-MP-120V
GRAP-PD-01 / GRAP-PD-01-US

PHOTO CREDIT MARIELL LIND HANSEN

PROPERTY RENOVATION IN DENVER, COLORADO.

▼ VORN-III-5W-2200K-E27-T-02 / VORN-III-5W-2200K-E26-T-120V-02
WALT-KP-02 / WALT-KP-02-US



RANGES

The Muse

9-24

Kilter

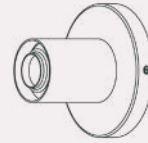
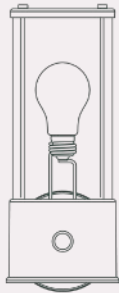

25-28

Lochan

41-44

Poise

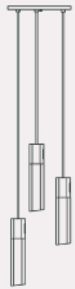
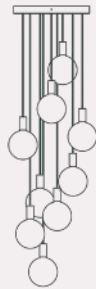
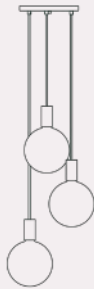
45-48



Alumina

29-40

Basalt

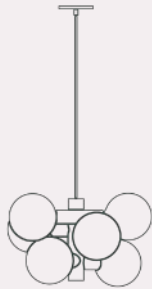


49-54

Echo

55-62

Reflection



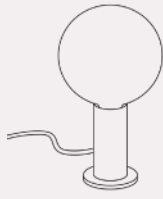
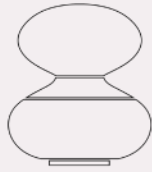
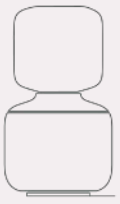
63-66

Knuckle

67-74

Pendants

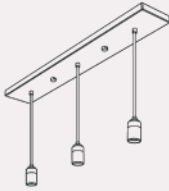
75-80



Triple Pendants

81-86

Nine Pendants 87-92




See next page for
Light Bulbs

LIGHT BULBS

Voronoi

97-98

Sphere



99-100

Porcelain




101-102

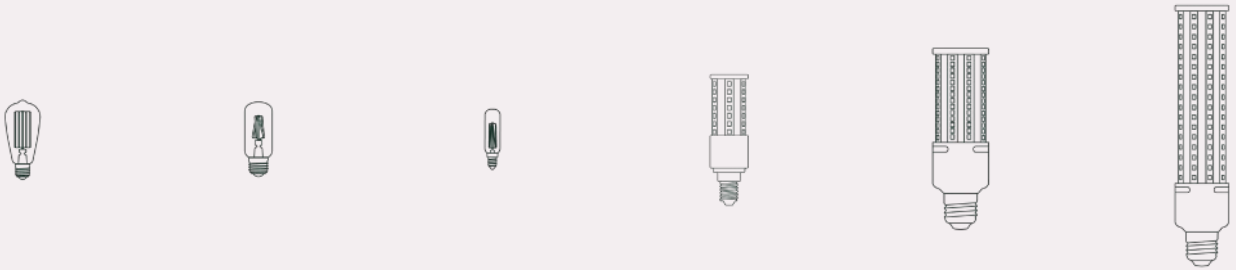
Light Bulbs



Light Bulbs



103-104 Technical Light Sources



105-108





PRODUCT DOCUMENTS

Please click the buttons below to view relevant price & product list.

UK

[UK Price List](#)

US

[US Price List](#)

EU

[EU Price List](#)

ROW

[ROW Price List](#)



Instagram: @tala
Facebook: talaHQ
Pinterest: TalaLED

Tala Studios
25B Vyner Street
London E2 9DG
hello@tala.co.uk
+44 20 3026 3246

Tala Europe B.V.
Bertus Aafjeshove 40
Nieuwegein 3437 JN
Netherlands

Tala North America, Inc. 2
Research Place, Suite 300
Rockville, MD 20850

Company Number: 08362941
VAT Registration Number:
GB182754681
Tax ID: 82-3934031



WE ARE A MEMBER OF THE UK LIGHTING
INDUSTRY ASSOCIATION

